

**I.T MORANO**

**MONITORAGGIO IN INGRESSO**

**CLASSI PRIME**

**a.s 2019/20**



*D.S Prof.ssa Eugenia Carfora*

*F. S Prof.ssa Carmen Reggio*

**QUADRO COMPLESSIVO DELLE CLASSI PRIME IN INGRESSO I. T MORANO**

MATERIA	CLASSE	ISCRITTI 15 OTTOBRE	NF	NUMERO ISCRITTI	NF	DISFR.	DSA	BES	Livello:8/9/1 0 : n.	Livello:6/7: n.	Livello 5: n	Livello :4/3 n
ITALIANO	IA1	23	5	20	2	2	0	0	0	3	8	7
	IA2	23	2	23	2	1	1	0	0	2	10	9
	IA3	27	9	20	1	4	1	0	3	8	6	2
	IBC	28	3	26	0	1	0	0	2	8	8	8
	IDE1	26	3	24	1	1	0	1	0	12	10	1
	IDE2	29	6	24	1	2	0	0	2	12	4	5
	IDE3	26	4	23	1	0	0	0	0	14	7	1
	IG	27	4	25	2	6	0	0	0	11	10	2
STORIA	IA1	23	5	20	2	2	0	0	0	1	7	10
	IA2	23	2	23	2	1	1	0	0	2	8	11
	IA3	27	9	20	1	4	1	0	3	8	6	2
	IBC	28	3	26	0	1	0	0	2	8	8	8
	IDE1	26	3	24	1	1	0	1	0	12	10	1
	IDE2	29	6	24	1	2	0	0	2	12	4	5
	IDE3	26	4	23	1	0	0	0	0	14	7	1
	IG	27	4	25	2	6	0	0	0	11	10	2
GEOGRAFIA	IA1	23	5	20	2	2	0	0	0	8	8	2
	IA2	23	2	23	2	1	1	0	0	7	4	10
	IA3	27	9	20	1	4	1	0	0	9	4	6
	IBC	28	3	26	0	1	0	0	0	12	6	8
	IDE1	26	3	24	1	1	0	1	0	17	5	1
	IDE2	29	6	24	1	2	0	0	0	14	5	4
	IDE3	26	4	23	1	0	0	0	0	10	7	5
	IG	27	4	25	2	6	0	0	0	8	7	6
DIRITTO	IA1	23	5	20	2	2	0	0	0	6	7	5
	IA2	23	2	23	2	1	1	0	0	6	9	6
	IA3	27	9	20	1	4	1	0	0	6	8	5
	IBC	28	3	26	0	1	0	0	0	13	7	6
	IDE1	26	3	24	1	1	0	1	0	12	6	5
	IDE2	29	6	24	1	2	0	0	0	5	12	6
	IDE3	26	4	23	1	0	0	0	0	10	6	6
	IG	27	4	25	2	6	0	0	0	9	7	7

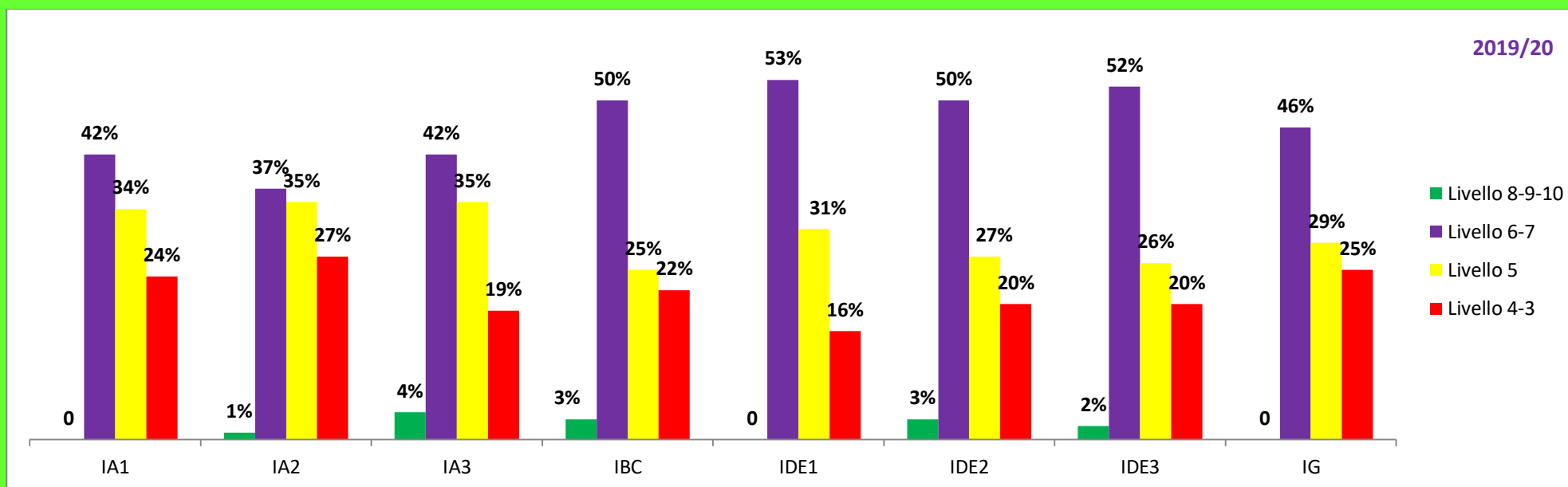
INGLESE	IA1	23	5	20	2	2	0	0	0	3	8	7
	IA2	23	2	23	2	1	1	0	0	6	10	5
	IA3	27	9	20	1	4	1	0	2	6	8	3
	IBC	28	3	26	0	1	0	0	0	6	11	9
	IDE1	26	3	24	1	1	0	1	1	5	9	8
	IDE2	29	6	24	1	2	0	0	2	9	7	5
	IDE3	26	4	23	1	0	0	0	3	9	3	7
	IG	27	4	25	2	6	0	0	8	8	6	1
MATEMATIC A	IA1	23	5	20	2	2	0	0	0	4	7	7
	IA2	23	2	23	2	1	1	0	0	5	11	5
	IA3	27	9	20	1	4	1	0	0	6	7	6
	IBC	28	3	26	0	1	0	0	0	12	7	7
	IDE1	26	3	24	1	1	0	1	0	7	4	12
	IDE2	29	6	24	1	2	0	0	0	8	4	11
	IDE3	26	4	23	1	0	0	0	0	10	4	8
	IG	27	4	25	2	6	0	0	1	11	5	6
FISICA	IA1	23	5	20	2	2	0	0	0	5	4	9
	IA2	23	2	23	2	1	1	0	0	7	3	11
	IA3	27	9	20	1	4	1	0	0	9	5	5
	IBC	28	3	26	0	1	0	0	0	16	6	4
	IDE1	26	3	24	1	1	0	1	0	10	5	8
	IDE2	29	6	24	1	2	0	0	0	6	11	6
	IDE3	26	4	23	1	0	0	0	0	8	12	2
	IG	27	4	25	2	6	0	0	0	5	12	6
CHIMICA	IA1	23	5	20	2	2	0	0	0	8	6	4
	IA2	23	2	23	2	1	1	0	0	3	8	10
	IA3	27	9	20	1	4	1	0	0	4	6	9
	IBC	28	3	26	0	1	0	0	0	14	8	4
	IDE1	26	3	24	1	1	0	1	1	10	10	2
	IDE2	29	6	24	1	2	0	0	4	7	7	5
	IDE3	26	4	23	1	0	0	0	0	7	5	10
	IG	27	4	25	2	6	0	0	0	6	5	12
SCIENZE DELLA TERRA	IA1	23	5	20	2	2	0	0	0	8	6	4
	IA2	23	2	23	2	1	1	0	0	8	12	1
	IA3	27	9	20	1	4	1	0	0	9	8	2
	IBC	28	3	26	0	1	0	0	0	15	6	5

TEC. E TECN. RAPP. GRAF.	IDE1	26	3	24	1	1	0	1	0	8	13	2
	IDE2	29	6	24	1	2	0	0	0	10	12	1
	IDE3	26	4	23	1	0	0	0	0	12	6	4
	IG	27	4	25	2	6	0	0	0	10	8	5
	IA1	23	5	20	2	2	0	0	0	5	8	5
	IA2	23	2	23	2	1	1	0	0	2	10	9
	IA3	27	9	20	1	4	1	0	0	5	12	2
	IBC	28	3	26	0	1	0	0	0	7	13	5
	IDE1	26	3	24	1	1	0	1	0	15	5	3
	IDE2	29	6	24	1	2	0	0	0	14	3	6
TECNOLOGIE INFORMATIC HE	IDE3	26	4	23	1	0	0	0	0	8	5	9
	IG	27	4	25	2	6	0	0	0	4	10	9
	IA1	23	5	20	2	2	0	0	1	8	5	4
	IA2	23	2	23	2	1	1	0	2	12	7	0
	IA3	27	9	20	1	4	1	0	1	6	8	4
	IBC	28	3	26	0	1	0	0	1	18	2	5
	IDE1	26	3	24	1	1	0	1	0	6	16	1
	IDE2	29	6	24	1	2	0	0	0	8	12	3
SC. MOTORIE	IDE3	26	4	23	1	0	0	0	0	10	8	4
	IG	27	4	25	2	6	0	0	0	10	8	5
	IA1	23	5	20	2	2	0	0	0	26	0	0
	IA2	23	2	23	2	1	1	0	0	21	0	0
	IA3	27	9	20	1	4	1	0	0	15	4	0
	IBC	28	3	26	0	1	0	0	0	19	6	0
	IDE1	26	3	24	1	1	0	1	0	23	0	0
	IDE2	29	6	24	1	2	0	0	0	23	0	0
RELIGIONE	IDE3	26	4	23	1	0	0	0	0	22	0	0
	IG	27	4	25	2	6	0	0	0	23	0	0
	IA1	23	5	20	2	2	0	0	0	13	5	0
	IA2	23	2	23	2	1	1	0	2	14	5	0
	IA3	27	9	20	1	4	1	0	2	13	4	0
	IBC	28	3	26	0	1	0	0	4	16	6	0
	IDE1	26	3	24	1	1	0	1	0	23	0	0
	IDE2	29	6	24	1	2	0	0	0	23	0	0
IDE3	26	4	23	1	0	0	0	3	15	4	0	
IG	27	4	25	2	6	0	0	0	23	0	0	

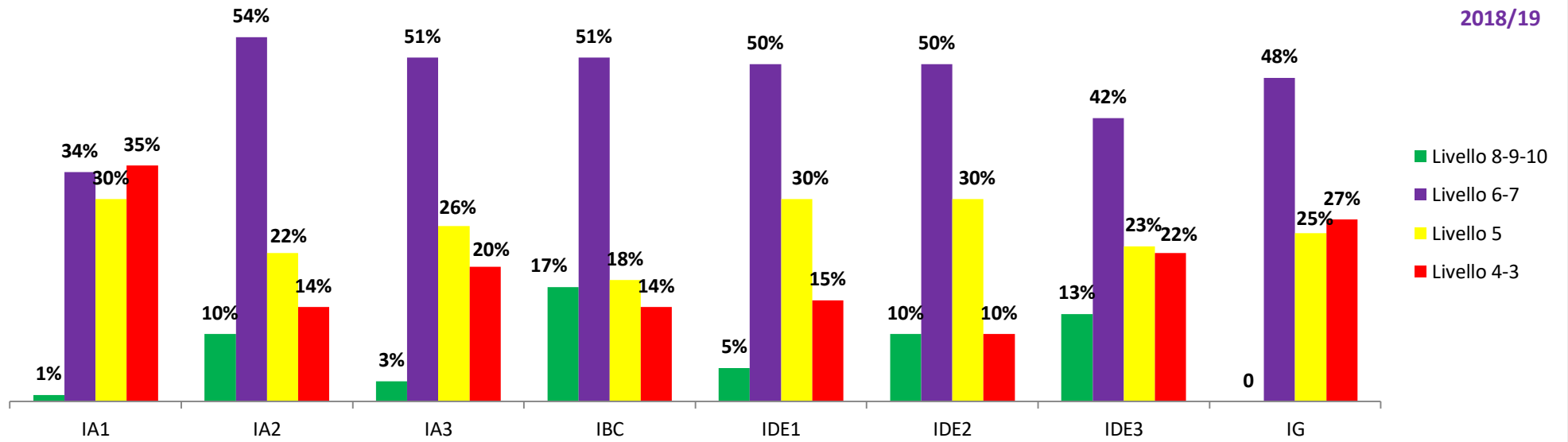
## DISTRIBUZIONE PERCENTUALE IN FASCE DI LIVELLO PER CLASSI PRIME I.T MORANO

CLASSI	ALUNNI FREQUENTANTI	Livello (8-9-10)	Livello (6-7)	Livello (5)	Livello (3-4)
IA <sub>1</sub>	18	0%	42%	34%	24%
IA <sub>2</sub>	21	1%	37%	35%	27%
IA <sub>3</sub>	18	4%	42%	35%	19%
IBC	25	3%	50%	25%	22%
IDE <sub>1</sub>	23	0%	53%	31%	16%
IDE <sub>2</sub>	23	3%	50%	27%	20%
IDE <sub>3</sub>	22	2%	52%	26%	20%
IG	23	0	46%	29%	25%

### PROFILO DIDATTICO DELLE CLASSI PRIME IN INGRESSO (%)



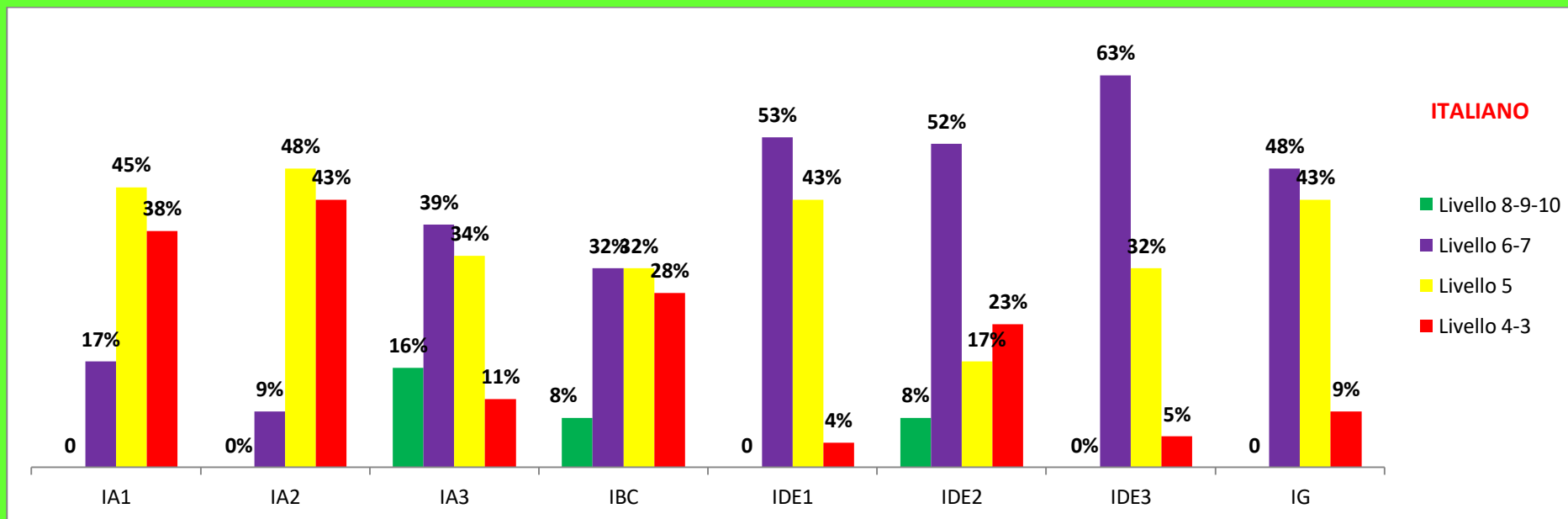
2018/19



## DISTRIBUZIONE % IN FASCE DI LIVELLO PER DISCIPLINA – CLASSI PRIME

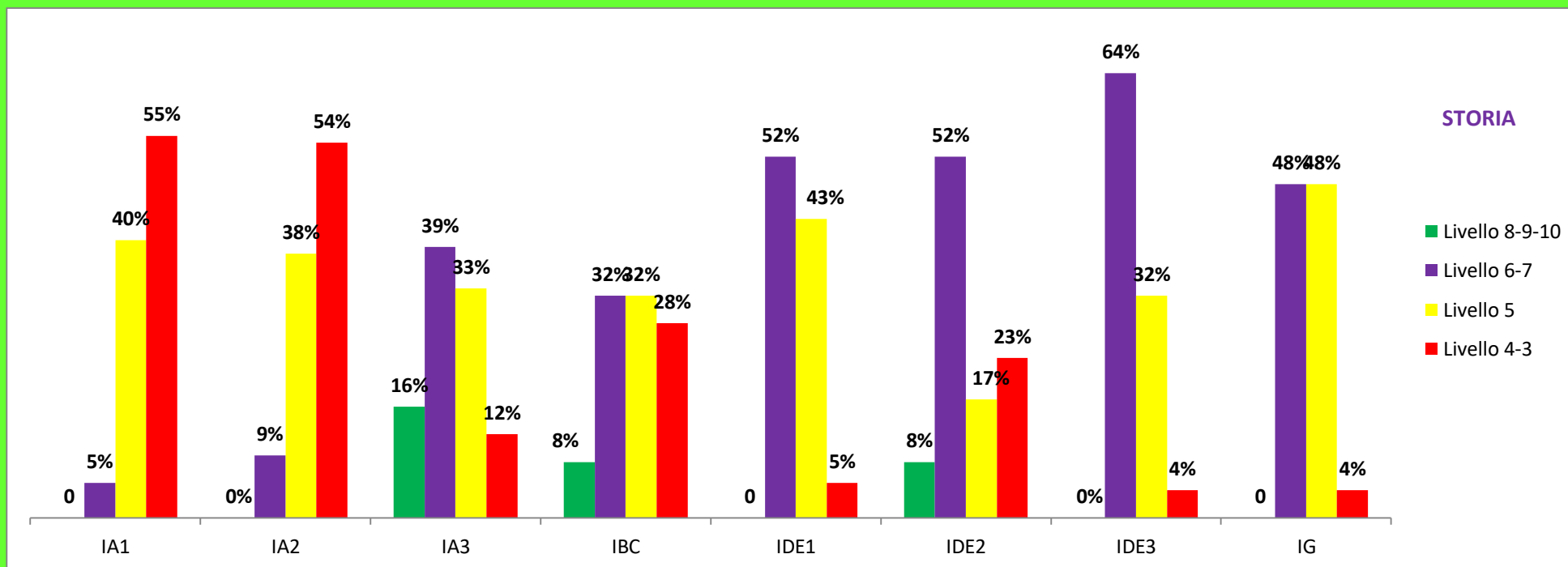
### DISTRIBUZIONE % IN FASCE DI LIVELLO - ITALIANO

CLASSI	ALUNNI FREQUENTANTI	Livello (8-9-10)	Livello (6-7)	Livello (5)	Livello (3-4)
1A1	18	0	17%	45%	38%
1A2	21	0	9%	48%	43%
1A3	18	16%	39%	34%	11%
1BC	25	8%	32%	32%	28%
1DE1	23	0	53%	43%	4%
1DE2	23	8%	52%	17%	23%
1DE3	22	0	63%	32%	5%
1G	23	0	48%	43%	9%



## DISTRIBUZIONE % IN FASCE DI LIVELLO – STORIA

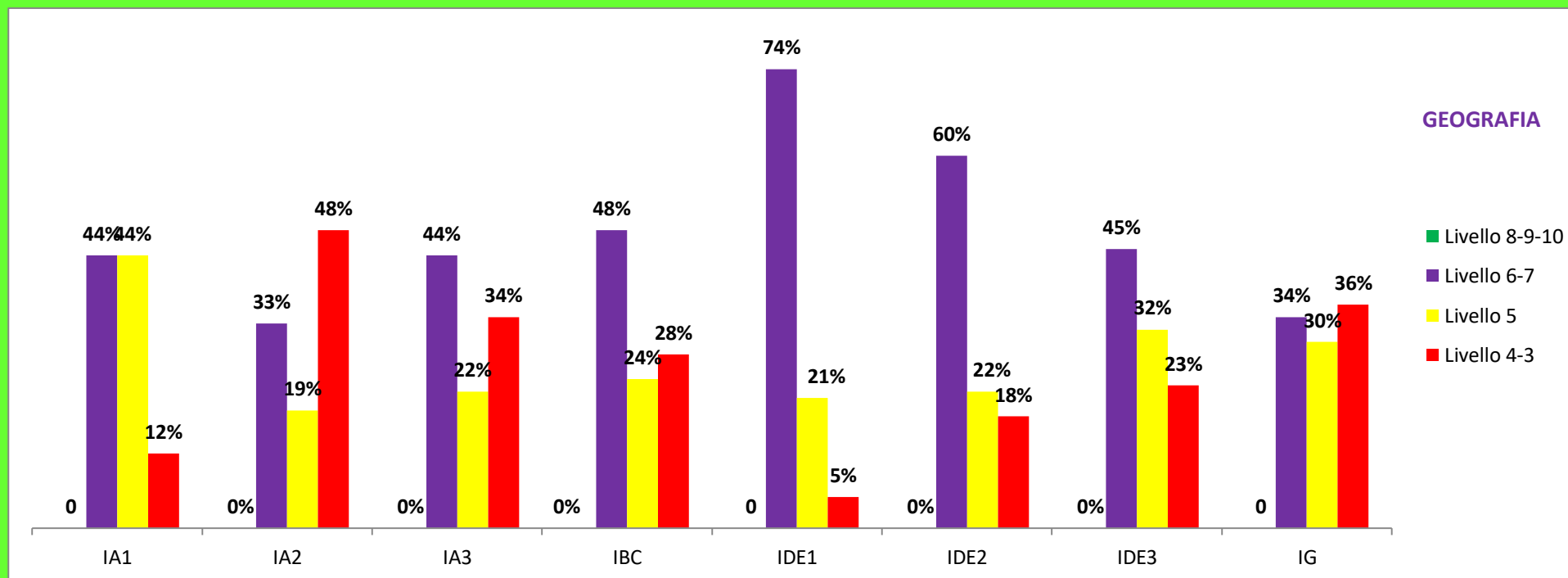
CLASSI	ALUNNI FREQUENTANTI	Livello (8-9-10)	Livello (6-7)	Livello (5)	Livello (3-4)
1A1	18	0	5%	40%	55%
1A2	21	0	9%	38%	54%
1A3	18	16%	39%	33%	12%
1BC	25	8%	32%	32%	28%
1DE1	23	0	52%	43%	5%
1DE2	23	8%	52%	17%	23%
1DE3	22	0	64%	32%	4%
1G	23	0	48%	48%	4%





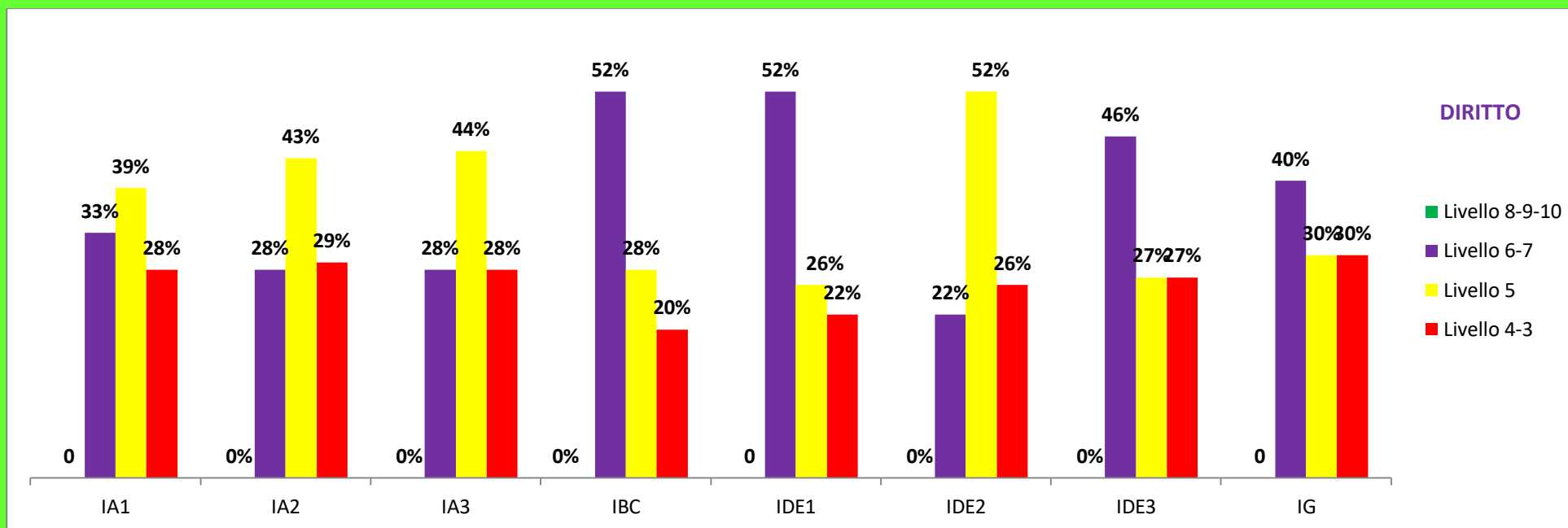
## DISTRIBUZIONE % IN FASCE DI LIVELLO – GEOGRAFIA

CLASSI	ALUNNI FREQUENTANTI	Livello (8-9-10)	Livello (6-7)	Livello (5)	Livello (3-4)
1A1	18	0	44%	44%	12%
1A2	21	0	33%	19%	48%
1A3	18	0	44%	22%	34%
1BC	25	0	48%	24%	28%
1DE1	23	0	74%	21%	5%
1DE2	23	0	60%	22%	18%
1DE3	22	0	45%	32%	23%
1G	23	0	34%	30%	36%



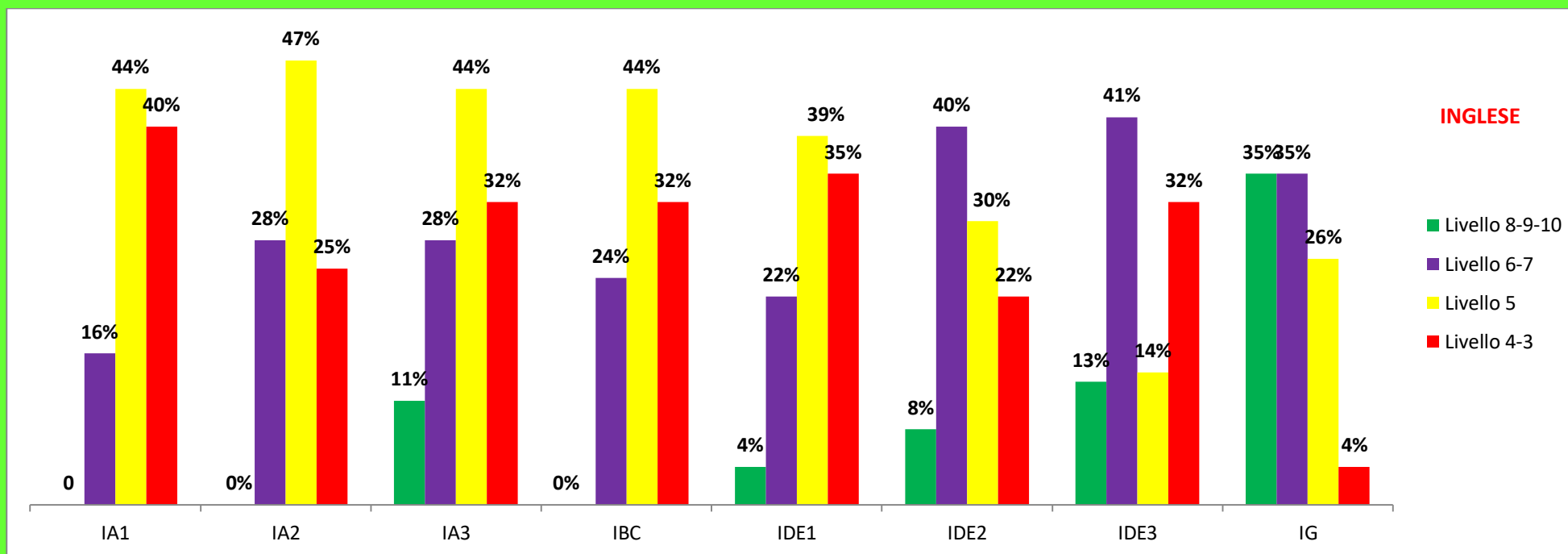
## DISTRIBUZIONE % IN FASCE DI LIVELLO – DIRITTO

CLASSI	ALUNNI FREQUENTANTI	Livello (8-9-10)	Livello (6-7)	Livello (5)	Livello (3-4)
1A1	18	0	33%	39%	28%
1A2	21	0	28%	43%	29%
1A3	18	0	28%	44%	28%
1BC	25	0	52%	28%	20%
1DE1	23	0	52%	26%	22%
1DE2	23	0	22%	52%	26%
1DE3	22	0	46%	27%	27%
1G	23	0	40%	30%	30%



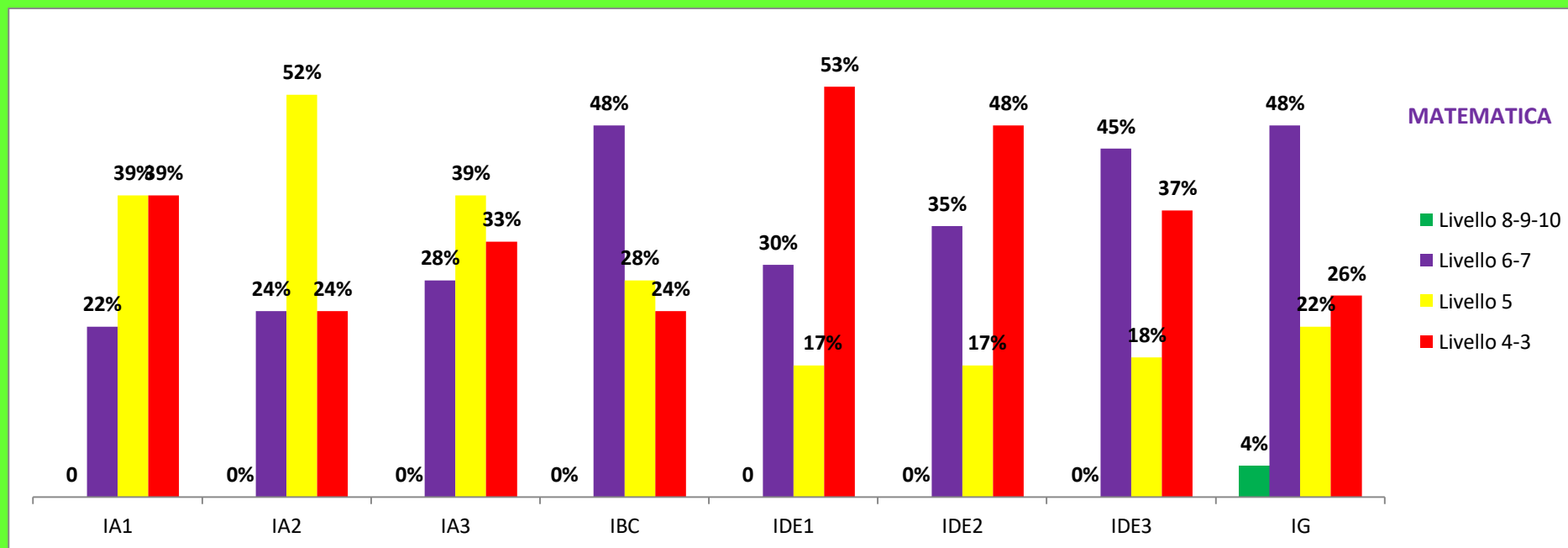
## DISTRIBUZIONE % IN FASCE DI LIVELLO – INGLESE

CLASSI	ALUNNI FREQUENTANTI	Livello (8-9-10)	Livello (6-7)	Livello (5)	Livello (3-4)
1A1	18	0	16%	44%	40%
1A2	21	0	28%	47%	25%
1A3	18	11%	28%	44%	17%
1BC	25	0	24%	44%	32%
1DE1	23	4%	22%	39%	35%
1DE2	23	8%	40%	30%	22%
1DE3	22	13%	41%	14%	32%
1G	23	35%	35%	26%	4%



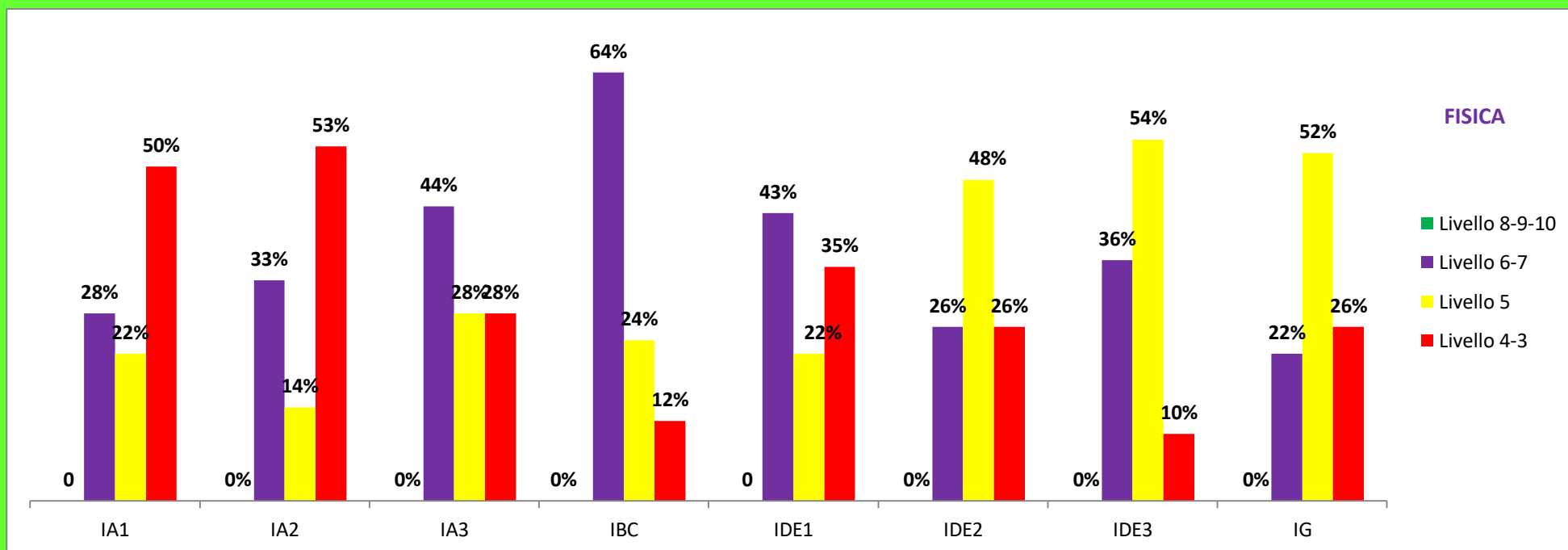
## DISTRIBUZIONE % IN FASCE DI LIVELLO – MATEMATICA

CLASSI	ALUNNI FREQUENTANTI	Livello (8-9-10)	Livello (6-7)	Livello (5)	Livello (3-4)
1A1	18	0	22%	39%	39%
1A2	21	0	24%	52%	24%
1A3	18	0	28%	39%	33%
1BC	25	0	48%	28%	24%
1DE1	23	0	30%	17%	53%
1DE2	23	0	35%	17%	48%
1DE3	22	0	45%	18%	37%
1G	23	4	48%	22%	26%



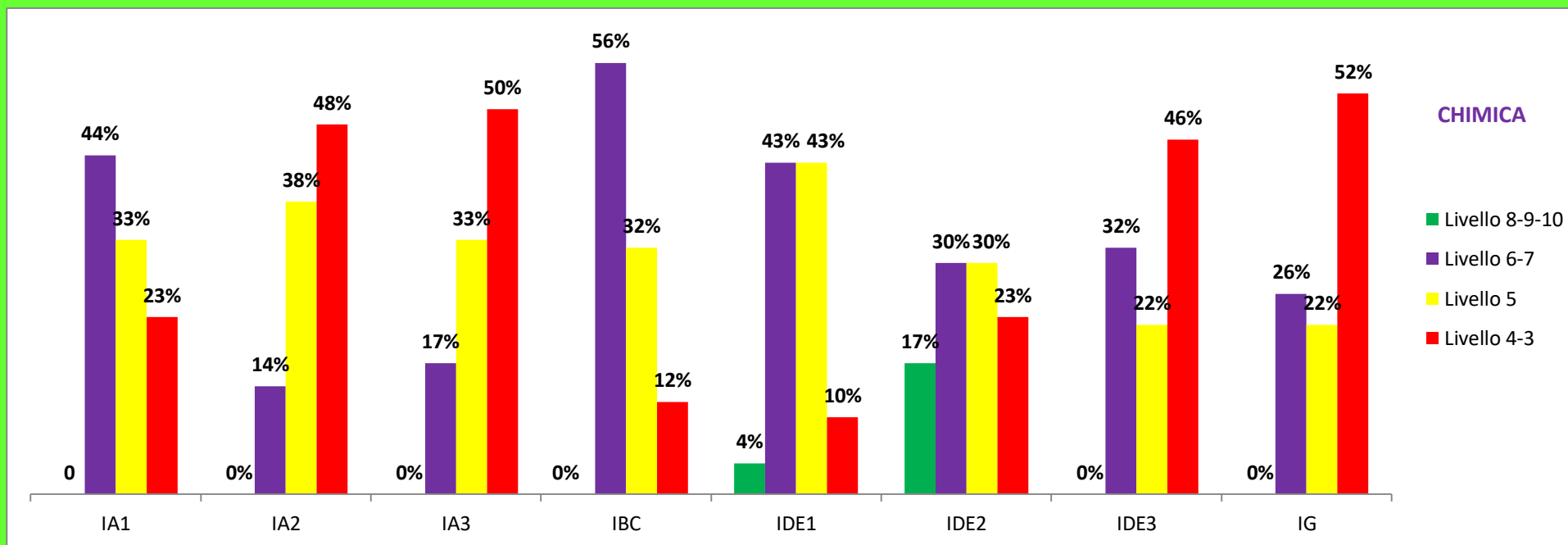
## DISTRIBUZIONE % IN FASCE DI LIVELLO – FISICA

CLASSI	ALUNNI FREQUENTANTI	Livello (8-9-10)	Livello (6-7)	Livello (5)	Livello (3-4)
1A1	18	0	28%	22%	50%
1A2	21	0	33%	14%	53%
1A3	18	0	44%	28%	28%
1BC	25	0	64%	24%	12%
1DE1	23	0	43%	22%	35%
1DE2	23	0	26%	48%	26%
1DE3	22	0	36%	54%	10%
1G	23	0	22%	52%	26%



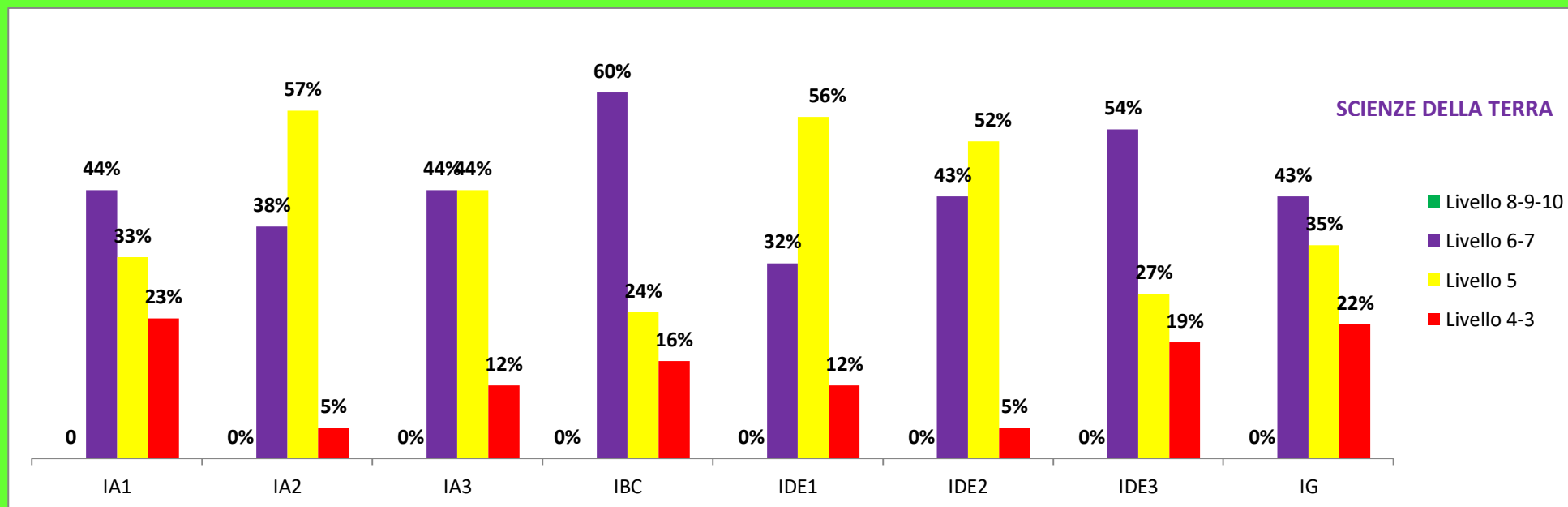
## DISTRIBUZIONE % IN FASCE DI LIVELLO – CHIMICA

CLASSI	ALUNNI FREQUENTANTI	Livello (8-9-10)	Livello (6-7)	Livello (5)	Livello (3-4)
1A1	18	0	44%	33%	23%
1A2	21	0	14%	38%	48%
1A3	18	0	17%	33%	50%
1BC	25	0	56%	32%	12%
1DE1	23	4%	43%	43%	10%
1DE2	23	17%	30%	30%	23%
1DE3	22	0	32%	22%	46%
1G	23	0	26%	22%	52%



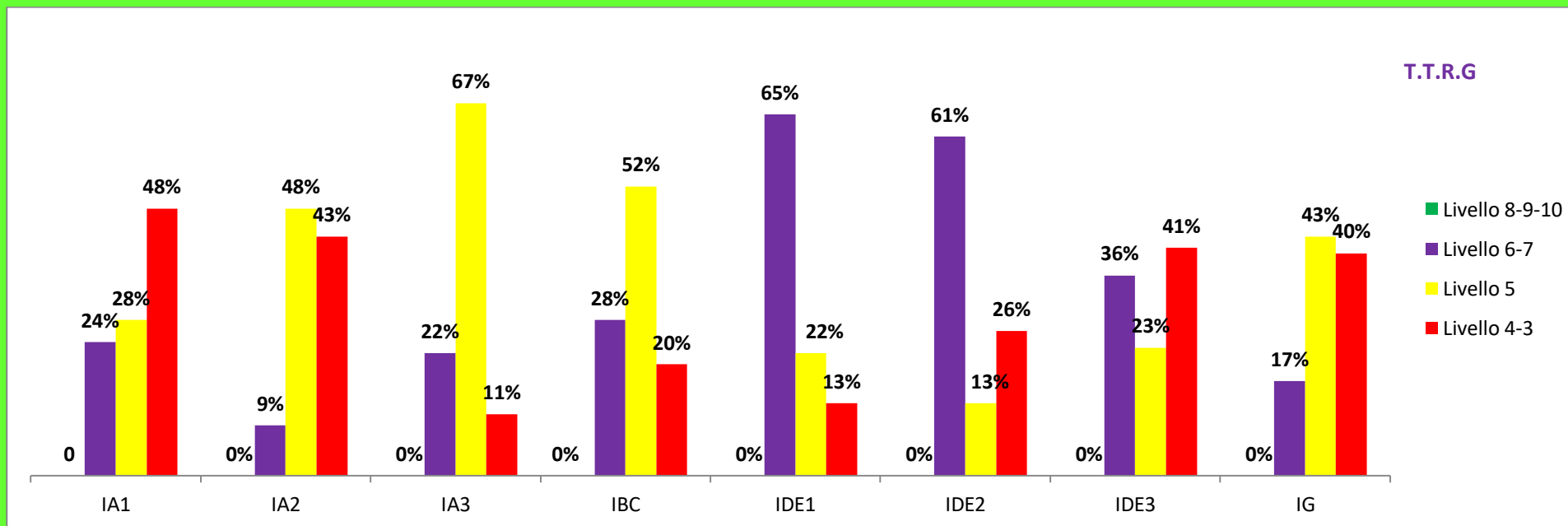
## DISTRIBUZIONE % IN FASCE DI LIVELLO – SCIENZE DELLA TERRA

CLASSI	ALUNNI FREQUENTANTI	Livello (8-9-10)	Livello (6-7)	Livello (5)	Livello (3-4)
1A1	18	0	44%	33%	23%
1A2	21	0	38%	57%	5%
1A3	18	0	44%	44%	12%
1BC	25	0	60%	24%	16%
1DE1	23	0	32%	56%	12%
1DE2	23	0	43%	52%	5%
1DE3	22	0	54%	27%	19%
1G	23	0	43%	35%	22%



## DISTRIBUZIONE % IN FASCE DI LIVELLO – T.T.R.G

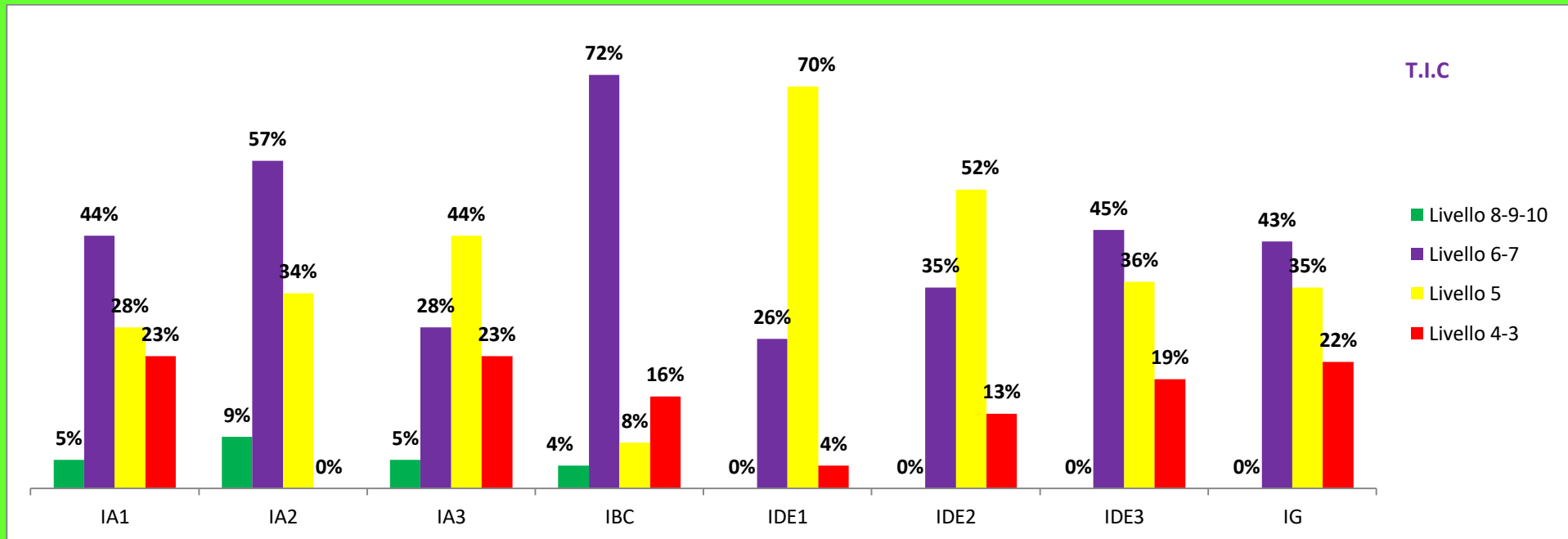
CLASSI	ALUNNI FREQUENTANTI	Livello (8-9-10)	Livello (6-7)	Livello (5)	Livello (3-4)
1A1	18	0	24%	28%	48%
1A2	21	0	9%	48%	43%
1A3	18	0	22%	67%	11%
1BC	25	0	28%	52%	20%
1DE1	23	0	65%	22%	13%
1DE2	23	0	61%	13%	26%
1DE3	22	0	36%	23%	41%
1G	23	4	17%	43%	40%





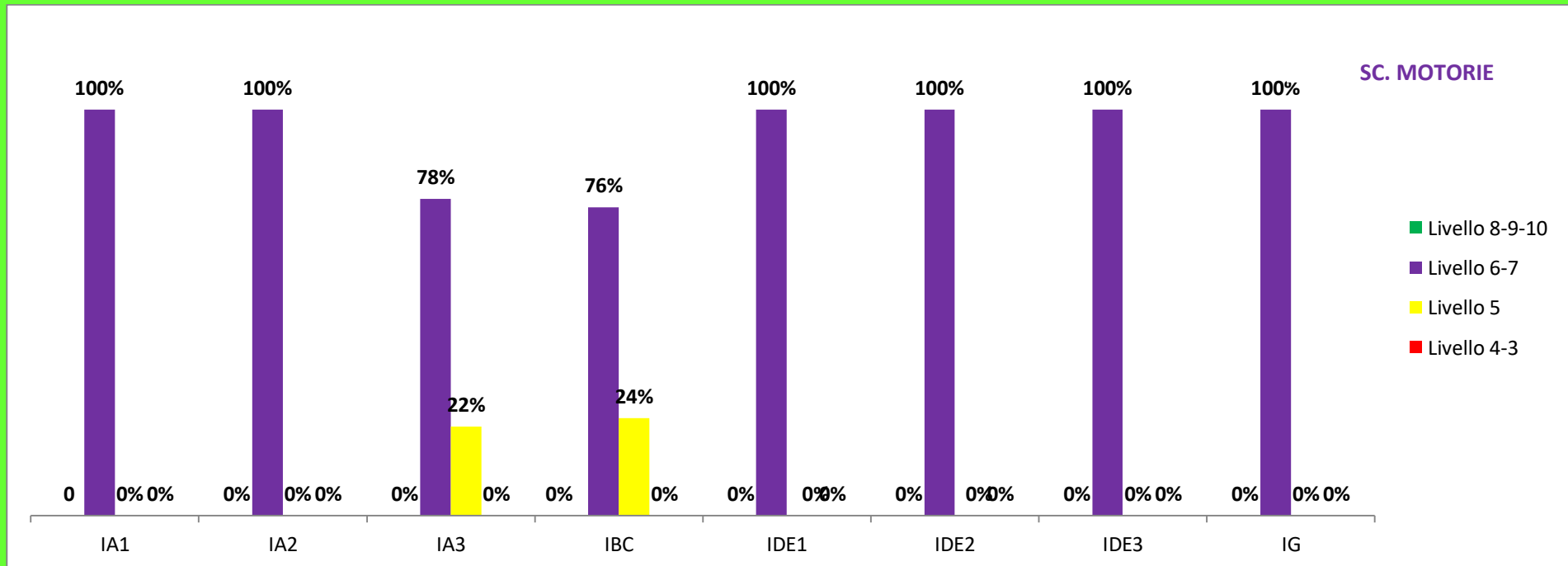
## DISTRIBUZIONE % IN FASCE DI LIVELLO – T.I.C

CLASSI	ALUNNI FREQUENTANTI	Livello (8-9-10)	Livello (6-7)	Livello (5)	Livello (3-4)
1A1	18	5	44%	28%	23%
1A2	21	9	57%	34%	0
1A3	18	5	28%	44%	23%
1BC	25	4	72%	8%	16%
1DE1	23	0	26%	70%	4%
1DE2	23	0	35%	52%	13%
1DE3	22	0	45%	36%	19%
1G	23	0	43%	35%	22%



## DISTRIBUZIONE % IN FASCE DI LIVELLO – SC. MOTORIE

CLASSI	ALUNNI FREQUENTANTI	Livello (8-9-10)	Livello (6-7)	Livello (5)	Livello (3-4)
1A1	18	0	100%	0%	0%
1A2	21	0	100%	0%	0
1A3	18	0	78%	22%	0%
1BC	25	0	76%	24%	0%
1DE1	23	0	100%	0%	0%
1DE2	23	0	100%	0%	0%
1DE3	22	0	100%	0%	0%
1G	23	0	100%	0%	0%



## DISTRIBUZIONE % IN FASCE DI LIVELLO – RELIGIONE

CLASSI	ALUNNI FREQUENTANTI	Livello (8-9-10)	Livello (6-7)	Livello (5)	Livello (3-4)
1A1	18	0	72%	28%	0%
1A2	21	9	67%	24%	0
1A3	18	11	67%	22%	0%
1BC	25	16	60%	24%	0%
1DE1	23	0	100%	0%	0%
1DE2	23	0	100%	0%	0%
1DE3	22	14	68%	18%	0%
1G	23	0	100%	0%	0%

